

# *CLASS OF* **GRADUATE OUTCOMES** *2023*

Each year Harvard Graduate School of Education (HGSE) graduates highly competitive candidates into the job market in a variety of professional sectors. This report provides a snapshot of the **637 HGSE graduates** to whom degrees were conferred in **May 2023**. Students were surveyed up to four months from their graduation date, with an **83% knowledge rate\***, reflecting **613 master's and 24 doctoral graduates**.

\*Knowledge rate is defined as basic information about career outcomes of graduates (either self-reported via the survey, or administratively added from various third parties).



**HARVARD**  
GRADUATE SCHOOL OF EDUCATION

<b>TABLE OF CONTENTS:</b>	Post Graduation by the Numbers _____	1
	Positions and Salary by Program _____	2
	Continuing Education _____	2
	Employers and Positions _____	3
	Employment by U.S. State _____	5
	International Employment _____	5
	Employment Industry _____	6



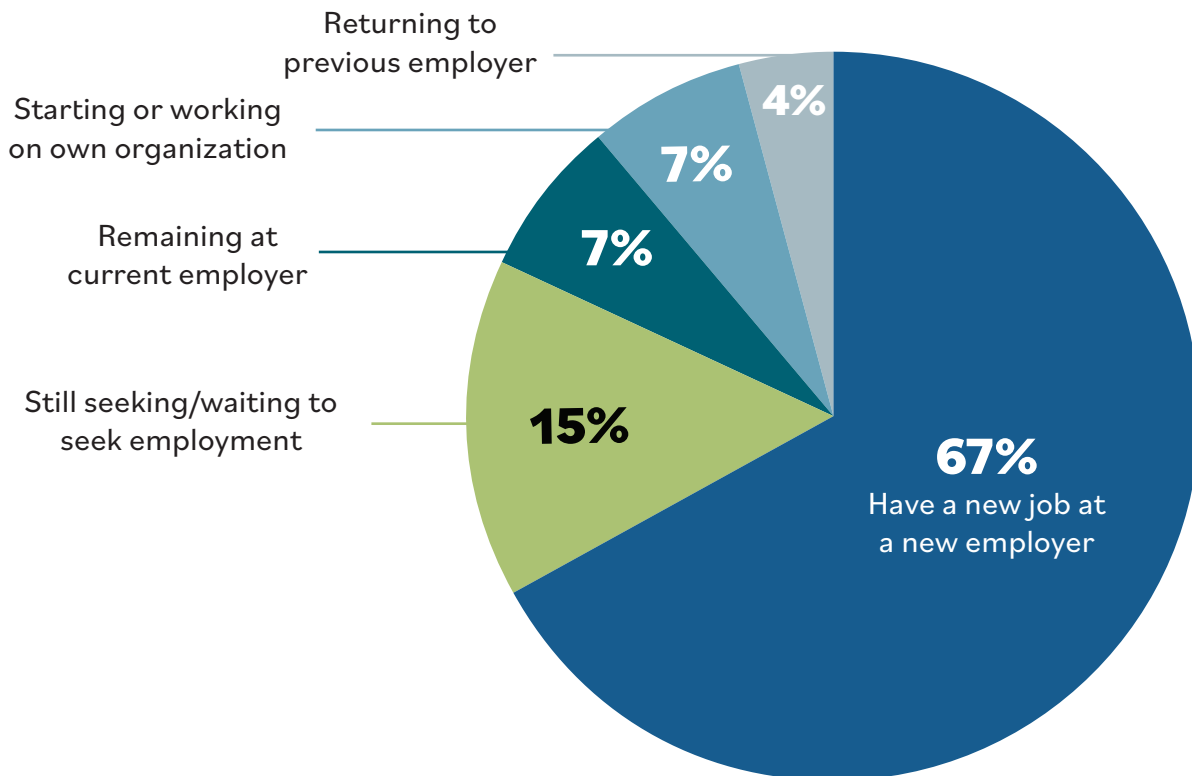
**637**  
GRADUATES



**85%**  
SUCCESSFULLY  
EMPLOYED

OF GRADUATES SEEKING EMPLOYMENT

## POST GRADUATION BY THE NUMBERS





## POSITIONS AND SALARY BY PROGRAM

Salary averages and ranges by degree are included if three or more full-time employed graduates included their annual salary in their responses.

Degree	Respondents	Average	Median	Range
Ed.M.	163	\$78,999	\$73,000	\$30,000 - \$200,000
Ed.L.D	10	\$164,200	\$157,000	\$116,000-\$250,000

## CONTINUING EDUCATION

Institutions in which 2023 graduates have reported they are enrolled are listed alphabetically by institution.

Boston University  
 Columbia University  
 Cornell University  
 Georgetown University Law Center  
 Goucher College  
 Harvard Graduate School of Education  
 Harvard T.H. Chan School of Public Health

New York University  
 Tuck School of Business, Dartmouth College  
 University of Cambridge  
 University of Chicago  
 University of Massachusetts - Boston  
 University of Michigan  
 University of Oregon

## EMPLOYERS AND POSITIONS

A sampling of positions accepted by 2023 graduates are listed by degree and include employer, position title, and location.

### MASTER'S

**501 Consultants, Inc.**, Director of Government Affairs, *Cashmere, Washington*

**Alokito Teachers**, Managing Director, *Dhaka, Bangladesh*

**American Repertory Theater**, Learning Lead, *Cambridge*

**Ascend Schools**, Assistant Principal of Humanities, *Brooklyn, New York*

**Axiom Learning**, Center Director, *Los Altos, California*

**Boston Public Schools**, Director of Operations, *Boston*

**Breakthrough Collaborative**, Instructional Coach, *Cambridge*

**Cambridge Public Schools**, Instructional Technology Specialist, *Cambridge*

**Chandler Unified School District**, Grant Writer/Research Analyst, *Chandler, Arizona*

**Cherry Creek Public School District**, Assistant Principal, *Aurora, Colorado*

**Creative Discovery Museum**, Evaluation & Audience Specialist, *Chattanooga, Tennessee*

**Curriculum Associates**, Associate Product Manager, *North Billerica, Massachusetts*

**D.C. Office of State Superintendent of Education**, Management Analyst, Postsecondary and Career Education, *Washington, D.C.*

**Digital Promise**, Learning Experience Designer, *New York*

**Embarc**, Program Manager, *Chicago*

**ExpandedED Schools**, Senior Research Associate, *New York*

**Fidelity Investments**, Sr. Manager, Talent & Learning, *Boston*

**Great Minds**, Analytics & Insights Analyst, *Washington, D.C.*

**Harvard Business School**, Program Manager of the Leadership Initiative, *Cambridge*

**Harvard Kennedy School of Government**, Online Learning Technologist, *Cambridge*

**Harvard Radcliffe Institute**, Regional Director, Major Gifts, *Cambridge*

**iGravity**, Senior Adviser, *Zurich*

**Intentional Futures**, Senior Strategist, *Seattle*

**Jackrabbit Learning Experience**, Associate Learning Experience Designer, *Remote (U.S.)*

**Keys School**, First Grade Teacher, *Palo Alto, California*

**Lincoln Academy**, Principal, *Salt Lake City, Utah*

**NAADAC, the Association for Addiction Professionals**, Instructional Designer, *Alexandria, Virginia*

**NielsenIQ**, Instructional Designer, *London*

**Nord Anglia Education Group**, Teacher and Math Lead, *San Jose, Costa Rica*

**Outreach International**, Research and Advocacy Manager, *Kansas City, Missouri*

**PBS Kids**, Manager of Educator Resources, *Crystal City, Virginia*



## EMPLOYERS AND POSITIONS

**Rennie Center for Education Research and Policy**, Associate of Programs & Practice, *Cambridge*

**Save the Children**, Adviser, Climate and Education, *Washington, DC*

**Sown to Grow**, UX Designer, *Oakland, California*

**Teaching and Leading Initiative of Oklahoma**, Principal Coach, *Tulsa, Oklahoma*

**The Children's Gift Foundation**, Founder & Executive Director, *Washington, D.C.*

**United Negro College Fund (UNCF)**, Relationship Manager, College Success Coach, *Boston*

**Vermont Commons School**, STEM Teacher, *Burlington, Vermont*

**World Education**, Program Associate, *Boston*

**WorldStrides**, Associate Program Manager, *Tysons Corner, Virginia*

### DOCTORAL

**Arlington Public Schools**, Deputy Superintendent, *Arlington, Massachusetts*

**Boston Public Schools**, Executive Director, School Support, *Boston*

**Denver Public Schools**, Director of STEAM, *Denver*

**Koru Strategy Group**, Coaching and Improvement Specialist, *Sudbury, Massachusetts*

**NARAL Pro-Choice America**, Senior Director of Equity and Culture, *Washington, D.C.*

**Office of Mayor-Elect Eric Adams**, Senior Adviser, *New York*

**Outschool.org**, Director of Product and Programs, *Remote (U.S.)*

**Purpose Built Communities**, Vice President, *Atlanta*

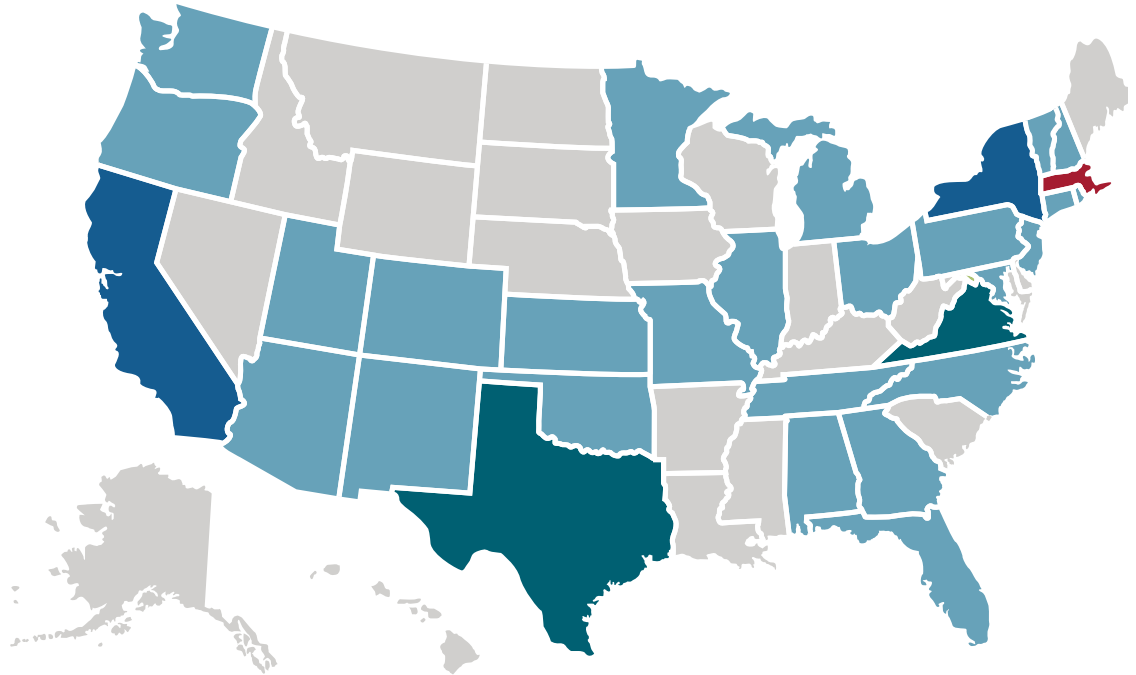
**The Kansas State Department of Education**, Senior Strategist - Policy and Operations, *Topeka, Kansas*

**The Munroe Institute of Leadership**, Executive Director, *Remote (U.S.)*



## EMPLOYMENT BY U.S. STATE OR TERRITORY

338 responses



Alabama - 2	Maryland - 2	Oklahoma - 1
Arizona - 2	Massachusetts - 195	Oregon - 1
California - 21	Michigan - 4	Pennsylvania - 5
Colorado - 3	Minnesota - 1	Rhode Island - 4
Connecticut - 2	Missouri - 1	Tennessee - 1
District of Columbia - 16	New Hampshire - 3	Texas - 9
Florida - 3	New Jersey - 2	U.S. Virgin Islands - 1
Georgia - 2	New Mexico - 1	Utah - 1
Illinois - 4	New York - 30	Vermont - 1
Kansas - 1	North Carolina - 3	Virginia - 8
	Ohio - 1	Washington - 5

## EMPLOYMENT OUTSIDE OF THE U.S.

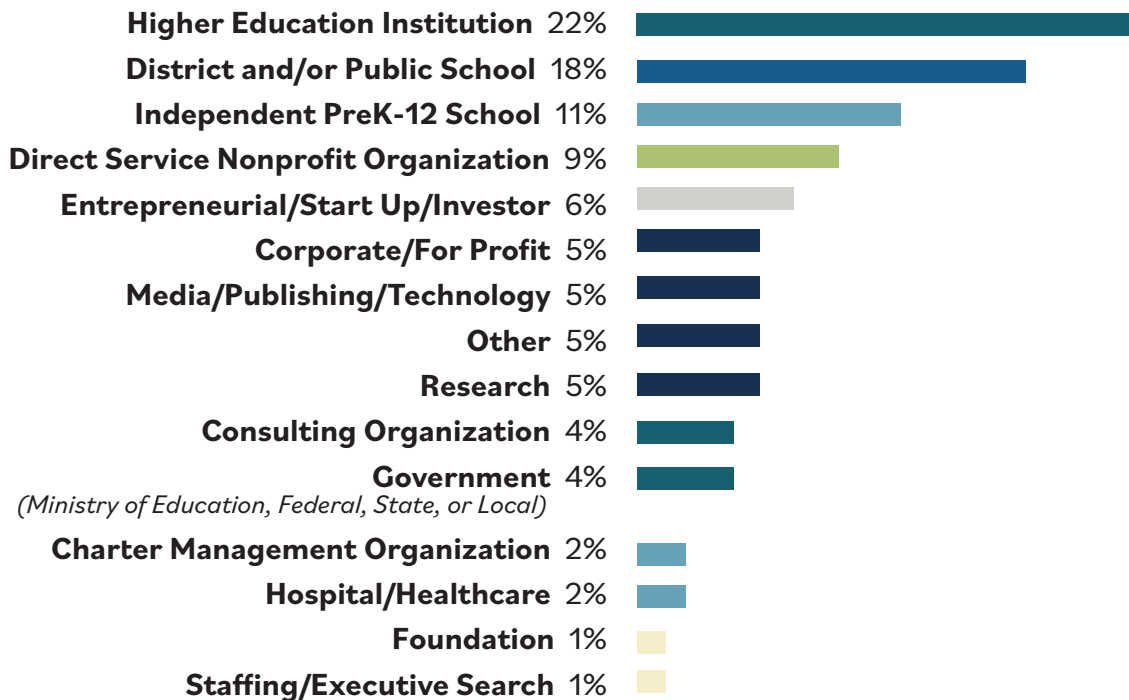
39 responses

Argentina - 1	Ethiopia - 2	Pakistan - 2
Australia - 1	Hong Kong - 1	Singapore - 3
Bangladesh - 1	India - 5	Spain - 1
Bulgaria - 1	Israel - 1	Switzerland - 1
China - 10	Japan - 1	Taiwan - 2
Costa Rica - 1	Mexico - 1	Thailand - 1
England - 2	Mongolia - 1	Turkey - 1

## INDUSTRY

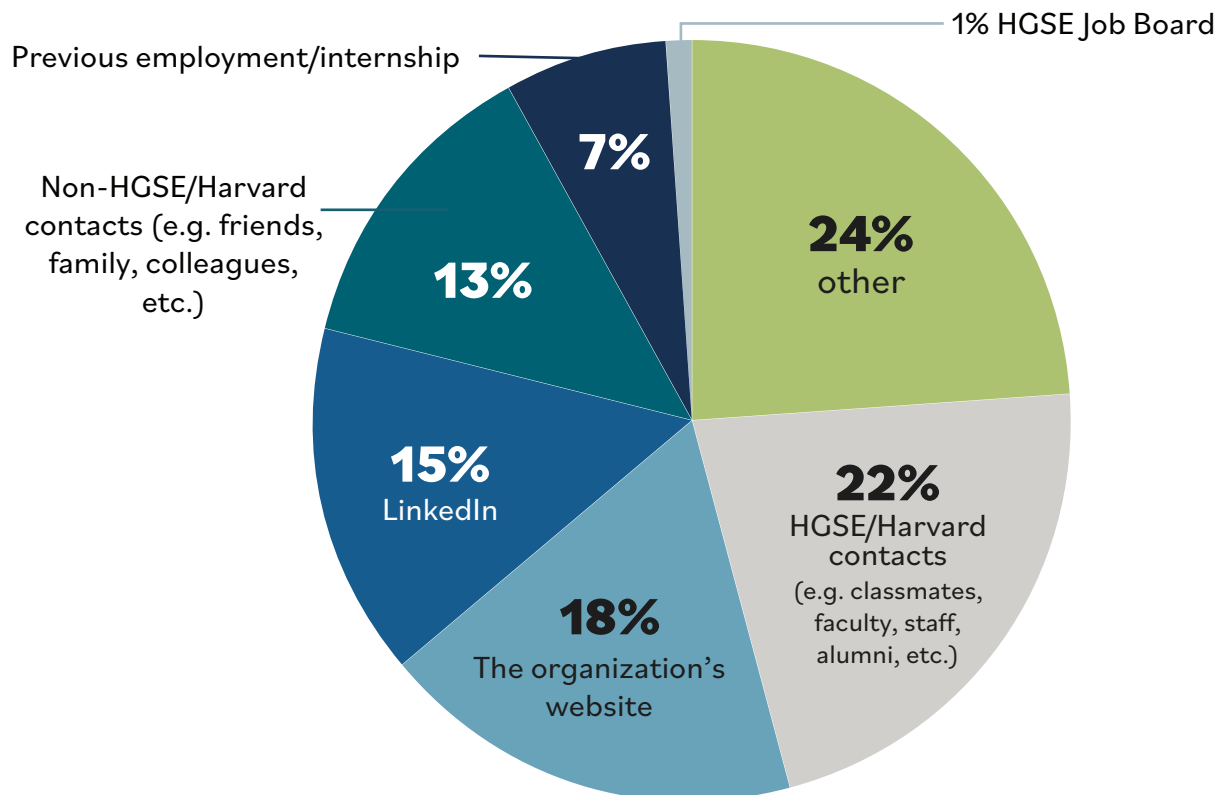
### Industry Sectors Represented

391 responses



### How did you hear about this employment opportunity?

154 responses





**What was the timing of your employment offer?**

220 responses

